



3D Screening Mammography

Convenient breast screenings with the caregivers you trust.

(insert practice name) is proud to offer in-office 3D screening mammograms enhanced with MammoScreen® AI technology, delivering advanced breast cancer screening in a setting that's convenient, comfortable and connected to your care team.

A Smarter Mammogram with AI-Enhanced Detection

Every mammogram at [Practice Name] includes **MammoScreen®**, an FDA-cleared artificial intelligence technology that works alongside your breast-specialized radiologist to support earlier, more accurate detection of breast cancer.


Often described as a “**second set of eyes**,” MammoScreen® analyzes mammography images to help identify subtle findings that may be difficult to detect with the human eye alone.



The result: greater confidence, enhanced accuracy and earlier detection.

Included with every
mammogram.

MAMMOSCREEN
by Therapixel



No added time. No added cost.
Just added peace of mind.

This safe and effective, FDA-cleared artificial intelligence technology assists your radiologist during image interpretation. This next generation of clinical support offers the following benefits:

- **Enhanced Detection:** MammoScreen® detects some cancers earlier – in studies, up to 42% one year before diagnosis.
- **Greater Accuracy:** It reduces false positives, helping avoid unnecessary callbacks for additional imaging.
- **Added Assurance:** Two expert reviews – your radiologist and MammoScreen® – mean more confidence in your results.

Patients may schedule a preventive 3D screening mammogram at the same time and location as any annual exam or other provider appointment, for the ultimate in convenience in a comfortable environment.

Why Annual Screening Starting at 40 is Important

- Breast cancer incidence increases substantially around age 40
- 1 in 6 breast cancers occur between ages 40–49
- 40% of all years of life saved by mammography are among women in their 40s
- 3 out of 4 women diagnosed with breast cancer have no family history or identifiable risk factors
- Even for women 50+, skipping a mammogram every other year could miss up to 30% of cancers







Major healthcare organizations like the American College of Radiology, American College of Obstetrics and Gynecology and Susan G. Komen advise that every woman over age 40 have an annual screening mammogram*.

**Screening may start even earlier for high-risk patients.*

Benefits of private, in-office 3D screening mammograms

-  **CONVENIENCE**
Our in-office 3D screening mammography service allows you to have your annual screening mammogram as part of your annual Well Woman exam or at any other appointment with the convenience of one location.
-  **PRIVACY AND COMFORT**
Our mammography suite offers comfort, discretion, and modesty. We work with one patient at a time – offering a private experience catered to your needs.
-  **CONTINUITY OF CARE**
Maintaining one practice for your entire breast-health journey can be a convenient benefit. Your exam can be completed in the same location that your medical records, reports, and images are maintained and managed. If any follow-ups are required after your screening mammogram, we monitor your progress through any additional steps that are required.
-  **BOARD-CERTIFIED RADIOLOGISTS**
Breast care specialists interpret all of the mammograms performed in our suite. These credentialed specialists are educated and specially trained in breast health imaging and interpretation. When prior exam results are available, your new exam results may be available between 48 and 72 hours after being seen.
-  **MAMMOSCREEN® AI TECHNOLOGY**
Our breast care specialists have the benefit of a second set of AI-eyes with the FDA-cleared MammoScreen® artificial intelligence technology during image interpretation.
-  **CARING TECHNOLOGISTS**
Our breast imaging technologists are registered, certified, experienced, and maintain continuing education their field. All are knowledgeable, gentle, and able to guide you through the entire exam.
-  **RELIABILITY**
Our mammography suite offers the most innovative 3D mammography equipment and peripherals available in the market today, manufactured by global leaders in women's health technology.
-  **INSURANCE COVERAGE**
Almost all insurance plans cover 3D screening mammograms as part of your annual preventative healthcare benefits. However, as plans vary, we still recommend patients verify their specific insurance plan for benefits, eligibility, and coverage.

Frequently asked questions about mammogram appointments

-  **WHAT SHOULD I WEAR TO MY MAMMOGRAM APPOINTMENT?**
Wearing a two-piece outfit would be most comfortable, as patients will need to remove their top completely and put on either a paper or cloth gown.
-  **CAN I USE DEODORANT OR ANTIPERSPIRANT THE DAY OF MY MAMMOGRAM?**
It is preferred that patients do not apply or wear deodorant, antiperspirant, powder, or lotion before their mammogram appointment. However, because we know women have busy lives, we provide wipes prior to the exam as well as deodorant wipes to apply afterward.
-  **DO I NEED TO FAST BEFORE MY MAMMOGRAM APPOINTMENT?**
No, patients do not need to fast in any way before their mammogram. However, they may have been asked to fast for another appointment reason, so it's important to defer to those protocols if so. If the patient has been fasting, it's important to let the mammography technologist know so she can make adjustments to the positioning technique at the time of the visit.
-  **DOES GETTING A MAMMOGRAM HURT?**
Your breast will be compressed, so you might feel a little pressure or discomfort. Your mammogram should not be painful.

Ready for your in-office 3D mammography screening appointment?

Single Practice

Breast health is personal care, and we're proud to offer advanced, in-office screening you can trust. Schedule your mammogram or connect with our team today.

Multiple Locations

Breast health is personal, and we're proud to offer advanced breast screening across our locations—making care more convenient and accessible.

Schedule your mammogram or connect with our team today.